

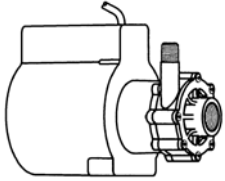
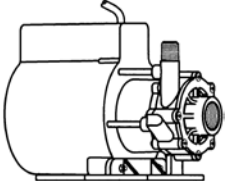


# MARCH PUMPS

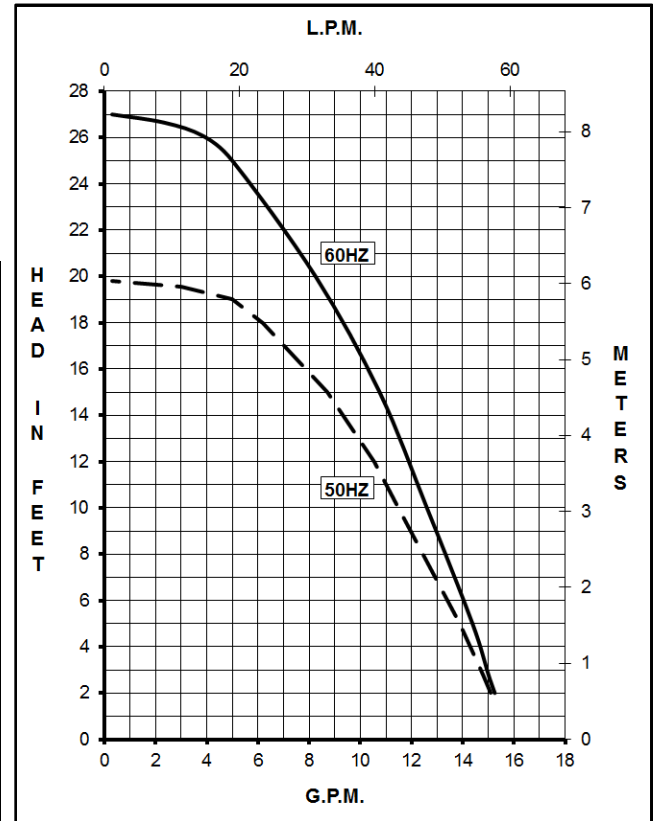
1819 PICKWICK AVE., GLENVIEW, IL 60026-1306, U.S.A  
PHONE: (847) 729-5300 - FAX: (847) 729-7062  
WWW.MARCHPUMP.COM

## 5C-MD, LC-5C-MD

**DESCRIPTION & OPERATION:** Series 5 are centrifugal magnetic drive pumps, eliminating the need for a shaft seal. All are serviceable with a screwdriver. The "LC" model is hermetically encapsulated allowing the pump to run fully submerged or in open air for complete moisture protection. Model 5C-MD must be run submerged only. See the parts list for a breakdown of parts. Pumps are not self-priming, lack a suction lift, and thus require a **flooded suction**. Pumps **cannot be run dry** because the impeller requires the liquid being pumped for lubrication. For liquids with a specific gravity greater than water, have a higher viscosity, or for elevated temperatures, a trimmed impeller may be necessary. For application assistance, contact March Pump.

SPECIFICATIONS	5C-MD	LC-5C-MD
		
Model Abbreviations	C: Polypropylene	C: Polypropylene LC: Liquid Cooled
Motor Type	SUB	TE/SUB
Max Flow	60Hz {14.5 gpm} - 50Hz {54.8 lpm}	
Max Head	60Hz {27 ft / 11.7 psi} - 50Hz {6 m}	
Inlet - Outlet	1" FPT - 1/2" MPT	
Internal Pressure	50 psi / 3.4 bar Max	
Liquid Temperature	130°F / 54°C Max	
Overall Pump Size (H x W x L)	6.90" x 5.56" x 9.85"	7.14" x 5.63" x 9.85"
	17.5 cm x 14.1 cm x 25.0 cm	18.1 cm x 14.3 cm x 25.0 cm
Packed Weight	17.40 lbs / 7.89 kg	17.70 lbs / 8.02 kg
Models	5C-MD & LC-5C-MD	
Voltage	Separate 115V or 230V	
	60Hz - 115V	50Hz - 115V    60Hz - 230V    50Hz - 230V
Rating / Duty	U.L. listed motor / Continuous	
1Ph	Watts - Amps	216 - 1.6    147 - 1.2    207 - 0.9    145 - 0.5
	Hp / Kw - Rpm	1/8 - 3450    0.093 - 2850    1/8 - 3450    0.093 - 2850
Electrical Connection	6 ft (1.8 m) Cord w/plug	

All specifications & data are based on pumping water & are intended as a guideline only. Specifications may vary with different motors.



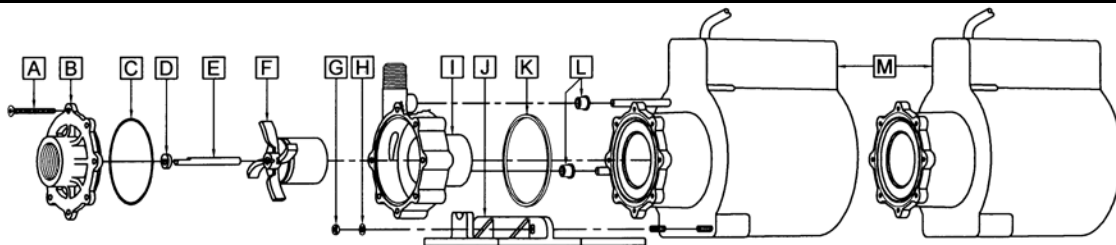
### LIMITED WARRANTY:

March pumps are guaranteed only against defects in workmanship or materials for a period of one year from date of manufacture pumping water. For the complete warranty and to register online go to [www.marchpump.com/warranty-registration](http://www.marchpump.com/warranty-registration)

### MATERIALS IN CONTACT WITH SOLUTION:

5C-MD: Polypropylene, Ceramic, Buna-N, Ceramic Magnet, Noryl, Stainless, Brass, Epoxy & Cord

LC-5C-MD wet end: Polypropylene, Ceramic, Buna-N, Ceramic Magnet & Stainless



#	DESCRIPTION	5C-MD	LC-5C-MD	SIZE (Inches)	QTY.	5C-MD	LC-5C-MD
A	Screw	Stainless		#8-32 x 1-3/4 Lg.	7	0150-0021-1000	
B	Cover	Polypropylene		1 FPT Inlet	1	0150-0032-1000	
C	"O" Ring	Buna N		1/16 CS x 3 OD	1	0135-0007-1000	
D	Thrust Washer	Ceramic			1	0130-0028-1000	
E	Shaft	Ceramic			1	0130-0024-1000	
F	Impeller with Ceramic Magnet	Polypropylene			1	0150-0030-0100	
G	Nut	Stainless		#10-32	2		0802-0008-1000
H	Lock Washer	Stainless		#10	2		0802-0006-1000
I	Rear Housing w/Ceramic Thrust Washer	Polypropylene	Polypropylene & Plug	1/2 MPT	1	0150-0031-0100	0150-0153-0200
J	Mounting Base	Noryl			1		0150-0155-1000
K	Bracket "O" Ring	Buna N		Quad Ring	1	0150-0020-1000	
L	Cooling Tube Seal	Buna N			2		0125-0007-1000
M	Epoxy Motor Assembly	L.C. Epoxy Motor Assembly			n/a	Not Available	Not Available

NOTE: Contact Factory for other materials and/or parts not listed.

0150-0060-1100 R2